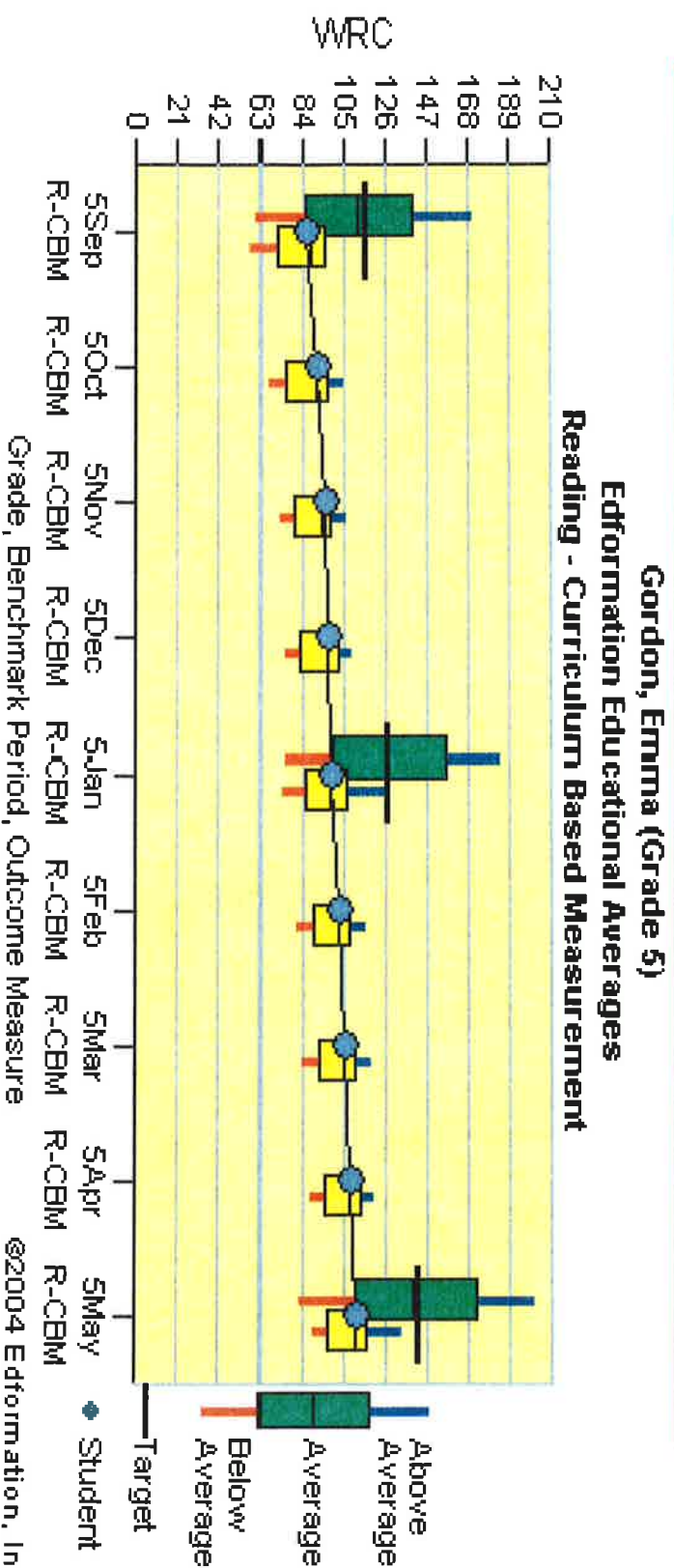


Tier 2: Strategic Monitoring of At Risk



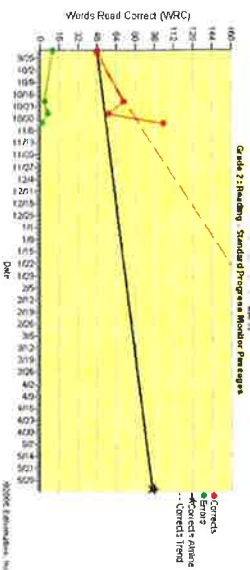
This chart shows that Emma Gordon improved from 85 Words Read Correct (WRC) from grade 5 Passages at the September Benchmark to 90 Words Read Correct (WRC) at the October Benchmark and to 94 Words Read Correct (WRC) at the November Benchmark and to 98 Words Read Correct (WRC) at the December Benchmark and to 98 Words Read Correct (WRC) at the January Benchmark and to 101 Words Read Correct (WRC) at the February Benchmark and to 104 Words Read Correct (WRC) at the March Benchmark and to 107 Words Read Correct (WRC) at the April Benchmark and to 110 Words Read Correct (WRC) at the May Benchmark. The rate of improvement (ROI) from the September Benchmark is 0.8 WRC per week. Currently, Emma Gordon's score is Average compared to Edformation Educational Averages.

Data Review

Intervention Kit Gr

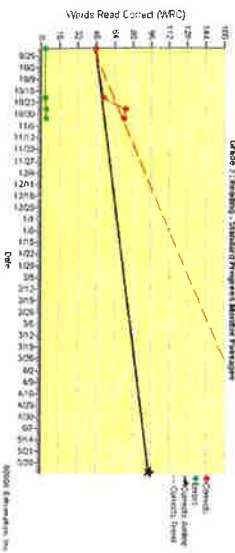
AIMS WEB Indian Prairie Community School District
#204 CHANGING THE PAIN TO ULTIMACY Year: 2006-2007

Progress Monitoring Improvement Report for 06/01/07



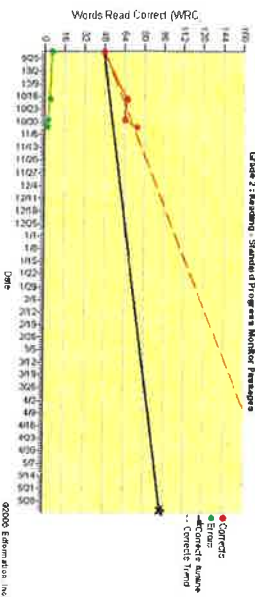
AIMS WEB Indian Prairie Community School District
#204 CHANGING THE PAIN TO ULTIMACY Year: 2006-2007

Progress Monitoring Improvement Report to 06/01/07



AIMS WEB Indian Prairie Community School District
#204 CHANGING THE PAIN TO ULTIMACY Year: 2006-2007

Progress Monitoring Improvement Report to 06/01/07



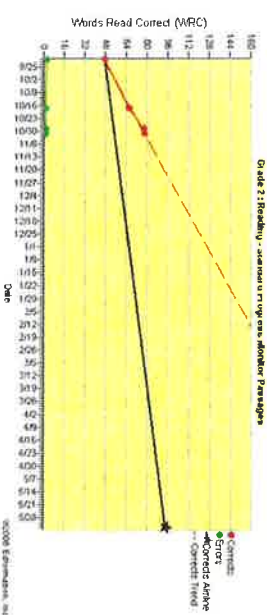
Median GOAL
ROI = 1.3

Median TREND
ROI = 4.71

Intervention
Effective?

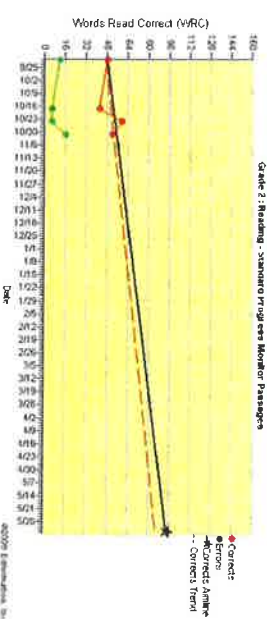
AIMS WEB Indian Prairie Community School District
#204 CHANGING THE PAIN TO ULTIMACY Year: 2006-2007

Progress Monitoring Improvement Report's from 06/01/07 to 06/01/07



AIMS WEB Indian Prairie Community School District
#204 CHANGING THE PAIN TO ULTIMACY Year: 2006-2007

Progress Monitoring Improvement Report for from 06/01/07 to 06/01/07



AIMS WEB Indian Prairie Community School District
#204 CHANGING THE PAIN TO ULTIMACY Year: 2006-2007

Progress Monitoring Improvement Report to 06/01/07

