

- So Long CBS!
- The Great Victory of 2010
- CBS can change the world!
- Juan made it to Peer Model!
- Not the News! By Mr. Hohmann's Community

INSIDE  
THIS ISSUE:

- Saying Good- 2  
bye
- D.B.C 2
- Delicious 3  
Dishes
- Scientific 4  
Minds
- Ready for 5  
Summer
- Desserts by 6  
Dallas

# C.B.S. EAGLE

VOLUME 1, ISSUE IV

MAY 25, 2010

## So Long! CBS in Seneca by Mrs. Thorson's Community

Mrs. Thorson asked her students to write about what they were going to miss most about Circuit Breaker in Seneca. These are their answers:

*Jeffrey H. – What I will miss most about the school in Seneca is the basketball court. I like to play basketball on real courts. Now, we are not going to have a full gym. Finally, it will be kind of sad because I have went to CBS Seneca for 4 years. It will be really hard for me to say goodbye to all my teachers I've had this year because I love them very much! They've taught me how to be a good boy and express my feelings. I will be forever grateful to them for the lessons they have taught*

*me. It will be a challenge for me in Mr. Burdette's room next year, but I think I can do it.*

*Richie N. - I will miss all my classmates. I will miss my teachers because they taught me a lot. I will miss Shaggy coming in our classroom. I will miss my friend, Paco. I will also miss Mr. G. because he is cool. I will miss all of these people I made relationships with. I've enjoyed all my time at CBS in Seneca.*

*Sam. C. - What I will miss most about the school in Seneca is catching frogs in the creek. It was fun catching frogs in the creek with my friends. Lastly, I will be sad to say goodbye to the creek at Seneca CBS.*

*Zach. M. - What I will miss about the school is the gym, the library, the walks and playing outside. I also will miss the room because I love it. I most definitely will miss the air conditioning because I like to stay cool. I will miss a big gym, the library because I like walking to it to get books, and walking along the canal to go on outdoor scavenger hunts. They were always fun and challenging. I will also miss playing outside because we had a lot of fun working together as a community. Goodbye Seneca!*



## Orienteering by Adam Y.

Sometime last week we began learning about orienteering. There were 16 buckets about 10 feet apart. We were given a compass, directions, and a starting point. Then with that we were to end at a

certain point. Our first attempt was a success. With all the others we tried multiple times and failed. After we failed a lot Mr. Hardee tried it on paper and succeeded. So we will try again Friday, May

14. We hope we have better luck. We will be going inside and outside on school grounds, I believe it will be harder but it will be more fun. Then we will plan to have one off campus in Seneca.

# Saying Goodbye by Mrs. Thorson's Community



Jeffrey H, pretty in pink, building their community project.

Mrs. Thorson's community wanted C.B.S. history to be remembered. Due to our move in the fall, our class wanted to make a replica of our current school. They came together and decided how to re-create a part of our soon to be history. Students were in charge of

making a plan and carrying it out. Two students were voted by their community to be the foremen for the job. The boys have been working all year at classroom community projects. They have a real understanding of teamwork. With each of our projects the class has

needed to figure out why working together is so important. We will sadly miss our past but are looking forward to the future!



# D.B.C. By Jake T.

DBC stands for dodge ball, bowling, capture the flag. That's what I am here to tell you about. DBC is a game that I had created in a community activity where we had to create our own P.E. game. Each of the classmate's had to create there own game. The object was that you had to use all the equip-

ment that is offered for P.E. out a 30 second running clock starts, If somebody gets out the 30 second clock starts and if there is one second left on the clock and you get out you can run over and you're right back in. The reason for the bowling pins is that you need to throw dodge balls at them and knock them down. Once you knock them down


in and grab a dodge ball and hit the person with the flag.



So I started out with 4 bowling pins, 2 on each half of the basketball court, then you have 10 dodge balls in the middle. It is dodge ball, bowling, and capture the flag all at the same time. The game starts, when the first person gets

you can run over to the opponents side and grab their flag. But if they hit you with a dodge ball and you have the flag the flag goes back to their side. Then one of the pins goes back up. If someone is grabbing your flag and the clock runs up then you can come right

So all you need to do is knock the pins down, grab their flag and run it to your side without getting hit and you win. I have had a lot of good compliments on this game so you should try it sometime. With your class because it is so intense and it is a really fun game.



*"DBC is a game that I had created in a community activity where we had to create our own P.E. game."*

# Delicious Dishes by the Downstairs Dudes

In honor of Mother's Day, the Downstairs Dudes made a cook-book. We added recipes that we made, as a class, throughout the year. The students also wrote their own recipes of their favorite dishes! It was a lot of fun making the books!

## **PUMPKIN PIE** by Joel

Ingredients: frozen crust, a pinch of pumpkin spice, and one stick of butter.

1. Preheat oven to 350 degrees.
2. Put pie in the oven.
3. Let it cook for a 1/2 hour
4. Take it out
5. Let it cool
6. Enjoy your pie!



## **MAMAW'S TACOS** by Austin

Ingredients: Tacos, meat, shredded cheas, sower cream

1. She cooks it for 90 degrees
2. She puts meat in it

3. She also puts shredded cheas in
4. Then she puts sower cream in it

## **MY AUNT'S PEACH COBBLER** by Nic

Ingridients: First you need a 2 liter can of peaches, 1 can of dumplings, 1 tin pan 12x12

1. Preheat oven to 350 degrees
2. Put dumplings and peches in pan
3. After oven heats up, putting ingridients in oven
4. Let cook for 30 mins.
5. Let cool and serve in bowls or plates

## **MOM'S FAMOUS CHILLI** by Tiernen

Ingredients: chese, beans, diretos

1. Coke chese 3:00 m
2. Coke beans 1:00m
3. Eat
4. Eat snacks

## **TATER-TOT-CASSAROLE** by Trevor

Ingredients: 1 can mushrooms, 2 cans cream of mushroom soup, 1 bag tator tots, 1 bag cheese.

1. Preheat oven to 350%

2. Put tator tots in cassarole dish.
3. Add chesse, mushrooms and cream of mushrooms
4. Serve well.

## **OATMEAL COOKIES** by Tyler D

Ingredients: Oatmeal, 1/2 a cup of water, measuring cup, cookie pan, spoon bowl

1. You put oatmeal in bowl then add 1/2 cup of water you mix with spoon for 2 minutes than poor on cookie pan and cook on 300 degrees for 1 hour take out lem them cook than eat.



# The Great Victory of 2010

Stunning victory in scavenger hunt for Mr. Hohmann's class. Team Hohmann successfully collected 19 images in the Gebhard Woods ecosystem. The H-Team out paced all the

other classes, earning the first trophy awarded for the digital scavenger hunt. In addition to the trophy, Team Hohmann learned a lot by enjoying nature and brought



home bags of goodies. Hohmann's Pride eagerly awaits all challengers for the future.



# Scientific Minds of CBS by Mrs. Ficek's Community



Mike with his science experiment.

Our science fair was quite a success. With all of our hard work and dedication, we were able to present our projects to the entire school. The projects we presented were a lava lamp, a catapult, a

volcano, slime, and sound detection. We were very excited to show them off to all of you. We hope that students and staff are now more knowledgeable about scientific findings. Thank you to all

the staff and students who attended our science fair exhibits.



*"The projects we presented were a lava lamp, a catapult, a volcano, slime, and sound detection."*



Here is an example of our efforts:



# CBS Can Change the World by Mrs. Ficek's Community

Spring is here and trees, flowers, and grass are in bloom. It is nice to see some color and fresh air in our communities. Our classroom noticed that there is a problem. Since the snow has melted and the land is exposed, our community has been very

disastrous with their litter. There is litter everywhere. We found gum and candy wrappers, plastic bottles, straws, clothing, cans, glass bottles, and aluminum parts. This spring when our class goes on walks we vowed to wear gloves to pick up trash around town.

If people would throw their trash away, then we wouldn't have to look at the junk around town and we would enjoy the flowers and trees so much more.

# Ready for Summer! By Miss Staab's Community

The Downstairs Dudes have been practicing writing three paragraph essays. In honor of it almost being summer, the community wrote their essays on this prompt: *Do you prefer warm weather or cold weather? Explain your choice.*

We are so proud of our guys for making it this far in their writing, so here are some of their essays!

*Do you like cold or warm weather? When it's nice out, you can go fishing. I like fine weather because there are many activities you can do.*

*There are many things I can do when it's warm out. When it's hot out, you can catch really big fish. You can take a walk to the zoo. You can also go swimming and jump off of the diving board. That's why I chose warm weather instead of cold weather.*

*I like warm weather because you can go fishing, swimming and to the zoo. Now you know why I like warm weather. -by Trevor J.*

What's your favorite type of weather, cold or warm weather? I like to have fun in most weather. My favorite weather is warm weather.

What I mostly like to do in mild weather are these things. I love to jump off the high dive at the Ottawa pool. Gardening in my garden is relaxing and I like planting lilacs. I also like BMXing because it is good exercise. I hope this summer is going to be fun-filled and warm.

Warm weather is my favorite weather. Jumping off a diving board, gardening and BMXing are some activities I do in hot weather. These are ingredients for a action-packed warm summer! - by Nic P.

*Would you pick warm or cold weather? I know what I would pick. Warm weather is what I would choose because it is wonderful.*

*I would pick warm weather. You can get a tan by sitting on my porch. You can play outside when it is sunny and hot. Flowers can grow, like roses. Doesn't that sound great?*

*Weather is fantastic when it is warm. You can get a tan, go outside, and flowers can grow. Everyone is enjoying warm weather. -by Tyler D.*

What would you pick, warm or cold weather? I like swimming because it's fun. The reason why I like summer is so you can play with

your friends.

These are the reasons why I like summer. I can go swimming. I can have a water fight with my friends. Also, I can ride bikes with my friends. Summer is a fun time of year!

Summer is awesome because you can play outside with your friends. You can go swimming, have a water fight, and ride bikes with each other. It is terrific to go swimming with your friends!

- by Austin M.


*Guess what kind of weather I like. I like palm trees. I like summer and warm weather for many reasons.*

*It is fun to go outside in the summer and play. It is fun to go swimming in the summer because you can tan. You can exercise and get strong. Basketball is fun to play with my friend at home. That's what I like to do in the summer.*

*I like summer because you can play all the games you want to play. Swimming, basketball, and exercise are the things I like to do in the summer. This is the awesome stuff that I like to do in the summer. -by Tyler C.*



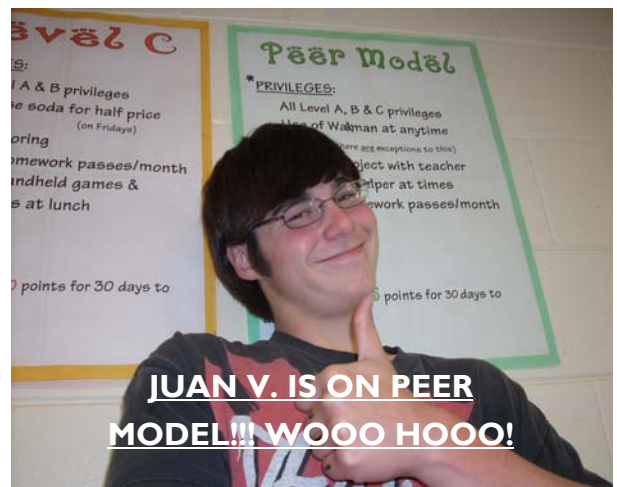
**"These are ingredients for a action-packed warm summer!"**



## Peer Model

Juan V., from Mrs. Thorson's room has accomplished his goal of Peer Model. Juan has shown qualities that reflect the values of our

classroom and C.B.S. School. We are proud of you! Enjoy your wonderful accomplishment Juan.



**JUAN V. IS ON PEER MODEL!!! WOOO HOOO!**

## Desserts by Dallas

### Chocolate covered cherry cookies

1/2 cup butter (softened)  
1 cup sugar  
1 egg  
1 1/2 tsp. vanilla  
1 1/2 cups flour  
1/2 baking cocoa  
1/2 tsp. salt  
1/4 tsp. baking powder  
1/4 tsp. baking soda  
1 10 oz. jar maraschino cherries  
1 cup semi-sweet chocolate chips  
1/2 cup sweetened condensed milk

In a mixing bowl, cream the butter and sugar. Add egg and vanilla and mix well. Combine flour, cocoa, 1/4 tsp. salt, baking powder and baking soda. Gradually add to the creamed mixture. Drain cherries, reserving 1 1/2 tsp. juice. Pat cherries dry, shape 1 T. dough around each cherry. Place 2 inches apart on ungreased baking sheets. Bake at 350 degrees for 8 - 10 minutes or until set. Cool on wire racks.

#### Frosting:

In a saucepan, heat chocolate chips and milk until chips are melted. Stir until smooth, add cherry juice and remaining salt. Frost cookies.

Yields 15 servings



## NOT THE NEWS by Mr. Hohmann's Community

### Did You Know:

A rat can last longer without water than a camel!

The mouse is the most common mammal in the U.S.

The Romans made the first Popsicle.

The Chinese invented the first wheelbarrow.

Hershey's kisses are called that because the machine that makes them looks like it's kissing the conveyor belt.

The Blue Whale's whistle is

the loudest noise made by an animal.

The oldest living thing on earth is 12,000 years old. It is flowering shrubs called crosotes bushes in the Mojave Desert.



The fear of animals is called Zoophobia.

North Dakota is the only State in the U.S. that has never had an earthquake.

Apples, not caffeine, are more efficient at waking you up in the morning.

And last but certainly not least.....

*Turtles can breathe through their butts!*